

Important Instructions for Candidate Regarding Application Form

1. Help-line: **7900076272** (Help Line Number is available from 10.00 am to 5.30 pm)
2. The Candidate should **keep username & password** up to the completion of the process. We will not provide in any circumstances.
3. The Candidate should take print out of application form to verify the all Details before payment of challan.
4. AIA-PGET 2018 fees will be accepted in any branch of State Bank of India (SBI) in the Country.
5. AIA-PGET 2018 fees will be accepted only in Cash through Challan.
6. Cheque/D.D./Credit Card/Debit Card etc. will not be accepted.
7. The Candidate must check the **'Start date of payment'** and **'Last date of payment'** on Challan copy.
8. Challan copy generated by candidate will be valid after two working days of SBI from the date of submission of application form. The last date of submission of Challan in SBI is 17th September, 2018
For Example:
Before 7th September, 2018 and after 17th September, 2018 Challan will not be accepted by SBI.
Only one user can apply for one application form for AIA-PGET- 2018.
9. **In any case the New Challan will not be generated after 17th September, 2018.**
10. It is the duty of Candidate to check the status of your application by "Login" at "Online Application". Also regularly visit this website for updated information in this regard.
11. **The payment status will be updated after 24 hours.**
12. **Only after confirmation of candidate's payment from the SBI, his/her application form will be accepted and proceed for the examination process. The list of Accepted application forms of Candidates will be published on website. Acceptance of Candidate's application form will be communicated to the Candidate by e-mail to Candidate's email-id, which is submitted by you in application form.**
13. The Candidate should keep a photocopy of duly filled computerized application form and Challan for further reference.

How to Apply:

To apply for AIA-PGET 2018, the Candidate should open the Internet Explorer & type the www.mahacet.org or www.mahayush.gov.in in address bar. The Candidate will get the official website of State Common Entrance Test Cell, Mumbai. Or official website Directorate of Ayush, Maharashtra State.

Home Page (Online Registration System):

Government of Maharashtra

State Common Entrance Test Cell, Mumbai

AIA PGET-2018

New Registration Click this Home

Online Registration & filling Application Start	07/09/2018	To	16/09/2018
Payment Of Fees through SBI Challan	10/09/2018	To	17/09/2018
Document Verification at R.A. Podar Medical College(Ayu),Worli,Mumbai	20/09/2018	To	25/09/2018
Online Preference from filling process	21/09/2018	To	26/09/2018 up to 6.00 pm
Online display Provisional state merit List	27/09/2018		
Publication of first selection list	28/09/2018		

New Registration For Candidate..

Already Registered Login Here..

User Name

Password

BIPWVV
Change Image

Enter Above Displayed Characters:

Login..

Forgot password.

Candidate Already Register Click hear

Fig. 1

1. **New Registration for Candidate:** Click at this Button, the Candidate will get the New user registration form

GOVERNMENT OF MAHARASHTRA
State Common Entrance Test Cell, Mumbai
AIA PGET-2018

AIA-PGET
2018

Home

Application Form for Post graduate Ayurved AIPGET-2018 Maharashtra State

Note: Enter your name as per your degree/passing certificate of B.A.M.S.
Enter Month & Year. e.g: JAN-2016
Date Format- dd/MM/yyyy

Enter AIA PGET-2018 Reg. No * Mandatory Fields

AIA PGET-2018 Exam Details

AIA PGET Registration No. : * AIA PGET Percentage(not Marks) : *

New User Name and Password Details

Email *
Do you want your Login ID to be same as Email ID? Yes No
User Name : * Password : *
Note :-Password Minimum 8 characters at least 1 Uppercase Alphabet, 1 Lowercase Alphabet, 1 Number and 1 (Only @)Special Character

Enter New User Name Password

Claim Quota

I want to claim quota under : * (Value: --SELECT--)

Personal Details

First Name * Application Date (Value: 11/09/2018)
Surname * Mother's First Name * Father's/ Husband Name *
Phone No. - Mobile No For SMS/Contact (e.g. 9800098000)
Date of Birth * Gender (Value: Select Gender)
Document Verification Center Choice * (Value: --SELECT--) Residential Address * District * (Value: --SELECT--)
Pin Code *

Minority Details

Nationality Indian
Jain Minority Yes No
HINDI LINGUISTIC Yes No

B.A.M.S passed from college situated

B.A.M.S passed from college situated (Value: SELECT)

Name & Address of the Institute at B.A.M.S

Institute Name * (Value: --SELECT--)
Address (Value: Enter Institute Address)

Percentage Details

Select Three Years Select Four Years Select Five Year

Exam Particulars	Month & Year (e.g- JAN-2013)	Marks Out of	Marks Obtained	Percentage of Marks	No. of Attempts (e.g. 1)
I B.A.M.S :	<input type="text"/> *	<input type="text"/> *	<input type="text"/> *	<input type="text"/> (Value: 0)	<input type="text"/> *
II B.A.M.S :	<input type="text"/> *	<input type="text"/> *	<input type="text"/> *	<input type="text"/> (Value: 0)	<input type="text"/> *
III B.A.M.S :	<input type="text"/> *	<input type="text"/> *	<input type="text"/> *	<input type="text"/> (Value: 0)	<input type="text"/> *

Aggregate %: (Value: 0.00) Note : Check Your Aggregate %

Internship Training

Date Of Commencement : * Date Of Completed : * Total Days:

Category and Certificates

Category : (Value: Select) *

Caste Certificate: Yes No CVC : Yes NO
NCL (Issued After 31/03/2018): Yes No

Registration

MCIM Per. Reg. : Yes No * Reg No : Reg Date :

Fig. 2

2. Enter *User Name & Password* & click on Login button. After submitting the information the Candidate, the status of the application of Candidate will be displayed as shown in the fig. 3

GOVERNMENT OF MAHARASHTRA
State Common Entrance Test Cell, Mumbai
AIA PGET-2018

AIA-PGET
2018

Welcome : WelCome sagar.patil181@gmail.com [LogOut](#)

Home

Instruction :- Set your Internet Setti

Welcome : SAGAR N PATIL

Status : Registration Form Submitted Successfully, Payment Pending [Print Challan and deposite in Bank](#)

After Submitting the Application For this Show the Status Of the Application

Sr.No.	CLAIM QUOTA	APPLICATION NO	APPLICANT'S NAME	CATEGORY	PH QUOTA	AGG. PER.	Ist BAMS (%)	IInd BAMS (%)	IIIRD BAMS (%)		Print Application	Print Challan	Document's Upload
1	M.O UNDER DIRECTOR OF AYUSH	2018100001	PATIL SAGAR N	NONE	N	82.50	80.00	90.00	80.00	Edit	Application Print	Challan Print	No

Edit Form Before Submitting
Challan For Bank

Get Application Print

Get Challan Print

Fig. 3

After receiving the payment through SBI the status of the application of Candidate will be displayed as shown in the fig. 4.

GOVERNMENT OF MAHARASHTRA
State Common Entrance Test Cell, Mumbai
AIA PGET-2018

AIA-PGET
2018

Welcome : WelCome sagar.patil181@gmail.com [LogOut](#)

Home [Document's Upload](#) → Document's Upload

Instruction :- Set your Internet Setting to allow pop up on... [Click Here](#)

Welcome : SAGAR N PATIL


Status : Payment Received, Registration Form Accepted.

After receiving the payment through SBI the status of the application


Sr.No.	CLAIM QUOTA	APPLICATION NO	APPLICANT'S NAME	CATEGORY	PH QUOTA	AGG. PER.	Ist BAMS (%)	IInd BAMS (%)	IIIRD BAMS (%)	Print Application	Document's Upload
1	M.O UNDER DIRECTOR OF AYUSH	2018100001	PATIL SAGAR N	NONE	N	82.50	80.00	90.00	80.00	Application Print	NO

Fig. 4

3. **Application Entry:** Click at New Registration Form, Candidate will get the four options for Claim quota (i.e. Application for Maharashtra State Student, Application for Out of Maharashtra State Student, Application for M.O DHS and Application for M.O. under Director of Ayush.



GOVERNMENT OF MAHARASHTRA
State Common Entrance Test Cell, Mumbai
AIA PGET-2018



Application Form for Post graduate Ayurved AIPGET-2018 Maharashtra State

Note: Enter your name as per your degree/passing certificate of BAMS.
Enter Month & Year, e.g.: JAN-2016
Date Format- dd/MM/yyyy

Enter AIA PGET-2018 Reg. No * Mandatory Fields

AIA PGET-2018 Exam Details

AIA PGET Registration No. : * AIA PGET Percentage(not Marks) : *

New User Name and Password Details

Email *

Do you want your Login ID to be same as Email ID? Yes No

User Name : *

Password : *

Note :- Password Minimum 8 characters at least 1 Uppercase Alphabet, 1 Lowercase Alphabet, 1 Number and 1 (Only @) Special Character

Enter New User Name Password

Claim Quota

I want to claim quota under : *

Personal Details

First Name * Application Date * Mother's First Name * Father's/ Husband Name *

Surname * Phone No - * Mobile No For SMS/Contact * e.g. 980098000

Date of Birth * Gender *

Document Verification Center Choice * Residential Address * District * Pin Code *

Minority Details

Nationality Indian

Jain Minority Yes No

HINDI LINGUISTIC Yes No

B.A.M.S passed from college situated

B.A.M.S passed from college situated *

Name & Address of the Institute at B.A.M.S

Institute Name *

Address

Percentage Details

Select Three Years Select Four Years Select Five Year

Exam Particulars	Month & Year (e.g.- JAN-2013)	Marks Out of	Marks Obtained	Percentage of Marks	No. of Attempts (e.g. 1)
I B.A.M.S :	<input type="text"/> *	<input type="text"/> *	<input type="text"/> *	<input type="text" value="0"/> *	<input type="text"/> *
II B.A.M.S :	<input type="text"/> *	<input type="text"/> *	<input type="text"/> *	<input type="text" value="0"/> *	<input type="text"/> *
III B.A.M.S :	<input type="text"/> *	<input type="text"/> *	<input type="text"/> *	<input type="text" value="0"/> *	<input type="text"/> *

Aggregate %: * Note : Check Your Aggregate %

Internship Training

Date Of Commencement : * Date Of Completed : * Total Days:

Category and Certificates

Category : *

Caste Certificate: Yes No CVC : Yes NO

NCL (Issued After 31/03/2018): Yes No

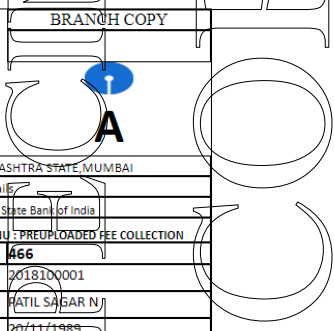
Registration

MCIM Per. Reg. : Yes No Reg No : Reg Date :

Fig. 5

1. The fields denoted by (*) in the application form are mandatory.
2. Please ensure that the details provided by you in the application form are true, correct, verified and up-to date. At the time of counseling, if the information provided by you found false or incorrect, your name will be deleted from the selection process.
3. Select claim quota
 - STUDENT-MAHARASHTRA
 - OUT OF MAHARASHTRA
 - M.O.UNDER DIRECTOR OF AYUSH
 - M.O. DHS
4. Candidate should provide the First Name, Mother's Name, Father's Name, Surname, Date of birth, Gender, Nationality, Minority, Residential Address, District, Pin Code along with **correct email id & Mobile Number**.
5. The Candidate should select appropriate Minority. The Candidate of Maharashtra State should select the name of Institute from the dropdown list. The Candidate from outside Maharashtra should enter the name & address of B.A.M.S. Institute manually.
6. The Candidate should select the appropriate option from three, Four and Five years exams . The Candidate should enter the correct dates regarding internship.
7. The Candidate should enter the correct registration number.
8. If the Candidate is Physically Handicapped.
9. After entering the all relevant information, the Candidate should click on the '*Save, Submit*' button to save information, submission of application & to generate the Challan copy. The Candidate should retain this application no. Confirmation of application form will also be sent through by an e-mail.

After clicking the 'Challan Print' button, the Challan copy will be generated as shown in the Fig 14.



AIA-PGET 2018		भारतीय स्टेट बँक State Bank Of India COMMISSIONER, STATE CET CELL, MAHARASHTRA STATE, MUMBAI		BRANCH COPY	
CASH ONLY				A	
COMMISSIONER, STATE CET CELL, MAHARASHTRA STATE, MUMBAI					
Application Fee Details					
Cash can be tendered at any branch of State Bank of India					
SBI-SWO-PLEASE GO THROUGH CBS SCREEN 8888/MENU - PREUPLOADED FEE COLLECTION					
FEE TYPE		466			
Application No.		2018100001			
Applicant's Name		PATIL SAGAR N			
Applicant's Birthdate		20/11/1989			
Description		AIA-PGET-2018			
Amount		2000			
Start Date of Payment		10/09/2018 (dd/mm/yyyy)			
Last Date of Deposit		17/09/2018 (dd/mm/yyyy)			
Deposit Date		/ / (dd/mm/yyyy)			
Cash Notes		Amounts			
		X2000			
		X500			
		X100			
		X50			
		X10			
		X5			
Coins					
Transaction ID (Bank Journal No.)					
Branch Stamp			Authorized Signatory		
Candidate to ensure that the Transaction-ID/Journal No. is given by the Bank on challan-copy. (SBI Contact No. 022-2266 1467)					

AIA-PGET 2018		भारतीय स्टेट बँक State Bank Of India COMMISSIONER, STATE CET CELL, MAHARASHTRA STATE, MUMBAI		CANDIDATE COPY	
CASH ONLY				A	
COMMISSIONER, STATE CET CELL, MAHARASHTRA STATE, MUMBAI					
Application Fee Details					
Cash can be tendered at any branch of State Bank of India					
SBI-SWO-PLEASE GO THROUGH CBS SCREEN-8888/MENU - PREUPLOADED FEE COLLECTION					
FEE TYPE		466			
Application No.		2018100001			
Applicant's Name		PATIL SAGAR N			
Applicant's Birthdate		20/11/1989			
Description		AIA-PGET-2018			
Amount		2000			
Start Date of Payment		10/09/2018 (dd/mm/yyyy)			
Last Date of Deposit		17/09/2018 (dd/mm/yyyy)			
Deposit Date		/ / (dd/mm/yyyy)			
Cash Notes		Amounts			
		X2000			
		X500			
		X100			
		X50			
		X10			
		X5			
Coins					
Transaction ID (Bank Journal No.)					
Branch Stamp			Authorized Signatory		
Candidate to ensure that the Transaction-ID/Journal No. is given by the Bank on challan-copy. (SBI Contact No. 022-2266 1467)					

Fig. 6

14. The Candidate has to take a Challan Printout to pay AIA-PGET 2018 examination fees (Rs. 2000 only) at any branch of State Bank of India before 17/09/2018. **This amount is a non refundable.**
15. The Candidate can login by using his/her particular *username* & *password* which is given by him/her in registration form.
16. After submitting the information the Candidate will get the screen as shown in Fig. 7

GOVERNMENT OF MAHARASHTRA
State Common Entrance Test Cell, Mumbai
AIA PGET-2018

AIA-PGET 2018

Welcome : WelCome sagar.patil181@gmail.com LogOut

Home

Instruction :- Set your Internet Sett

Welcome : **SAGAR N PATIL**
 Status : **Registration Form Submitted Successfully, Payment Pending** [Print Challan and deposite in Bank](#)

After Submitting the Application For this Show the Status Of the Application

Sr.No.	CLAIM QUOTA	APPLICATION NO	APPLICANT'S NAME	CATEGORY	PH QUOTA	AGG. PER.	Ist BAMS (%)	IInd BAMS (%)	IIIRD BAMS (%)		Print Application	Print Challan	Document's Upload
1	M.O UNDER DIRECTOR OF AYUSH	2018100001	PATIL SAGAR N	NONE	N	82.50	80.00	90.00	80.00	Edit	Application Print	Challan Print	No

Edit Form Before Submitting Challan For Bank Get Application Print Get Challan Print

Fig. 7

17. **Edit:** On this page the candidate will get the edit option and option for printing of Application form and Challan. Candidate cannot edit this information after receiving the payment through SBI.
 18. **Application Form Printing:** Click on Application Print button to print the fulfilled application form.
 19. **Challan Copy:** If the Candidate wants to have another copy of Challan then click on Challan Print button to print it. The Challan copy will be displayed as shown in Fig 6.
- Before going to any branch of SBI, the Candidate must read the 'Start Date of Payment' & 'Last Date of payment' which will be printed on the Challan Copy to avoid the further complications.**

AIA-PGET 2018		भारतीय स्टेट बँक	BRANCH COPY
CASH ONLY		State Bank Of India COMMISSIONER, STATE CET CELL, MAHARASHTRA STATE, MUMBAI	 A
COMMISSIONER, STATE CET CELL, MAHARASHTRA STATE, MUMBAI			
Application Fee Details			
Cash can be tendered at any branch of State Bank of India			
SBI-SWO-PLEASE GO THROUGH CBS SCREEN-8888/MENU : PREUPLOADED FEE COLLECTION			
FEE TYPE	466		
Application No.	2018100001		
Applicant's Name	PATIL SAGAR N		
Applicant's Birthdate	20/11/1989		
Description	AIA-PGET-2018		
Amount	2000		
Start Date of Payment	10/09/2018 (dd/mm/yyyy)		
Last Date of Deposit	17/09/2018 (dd/mm/yyyy)		
Deposit Date	/ / (dd/mm/yyyy)		
Cash Notes	Amounts		
	X2000		
	X500		
	X100		
	X50		
	X10		
	X5		
Coins			
Transaction ID (Bank Journal No.)			
Branch Stamp		Authorized Signatory	
Candidate to ensure that the Transaction-ID/Journal No. is given by the Bank on challan-copy. (SBI Contact No. 022-2266 1467)			

AIA-PGET 2018		भारतीय स्टेट बँक	CANDIDATE COPY
CASH ONLY		State Bank Of India COMMISSIONER, STATE CET CELL, MAHARASHTRA STATE, MUMBAI	 A
COMMISSIONER, STATE CET CELL, MAHARASHTRA STATE, MUMBAI			
Application Fee Details			
Cash can be tendered at any branch of State Bank of India			
SBI-SWO-PLEASE GO THROUGH CBS SCREEN-8888/MENU : PREUPLOADED FEE COLLECTION			
FEE TYPE	466		
Application No.	2018100001		
Applicant's Name	PATIL SAGAR N		
Applicant's Birthdate	20/11/1989		
Description	AIA-PGET-2018		
Amount	2000		
Start Date of Payment	10/09/2018 (dd/mm/yyyy)		
Last Date of Deposit	17/09/2018 (dd/mm/yyyy)		
Deposit Date	/ / (dd/mm/yyyy)		
Cash Notes	Amounts		
	X2000		
	X500		
	X100		
	X50		
	X10		
	X5		
Coins			
Transaction ID (Bank Journal No.)			
Branch Stamp		Authorized Signatory	
Candidate to ensure that the Transaction-ID/Journal No. is given by the Bank on challan-copy. (SBI Contact No. 022-2266 1467)			

Fig. 8

Documents Upload

After receiving the payment Candidate Click On Upload Documents Link will be displayed as shown in the fig. 9 .

GOVERNMENT OF MAHARASHTRA
State Common Entrance Test Cell, Mumbai
AIA PGET-2018

Welcome : WelCome sagar.patil181@gmail.com [LogOut](#)

Home **Document's Upload** Document's Upload

Instruction :- Set your Internet Setting to allow pop up on... [Click Here](#)

Welcome : SAGAR N PATIL
Status : Payment Received, Registration Form Accepted.

After receiving the payment through SBI the status of the application

Sr.No.	CLAIM QUOTA	APPLICATION NO	APPLICANT'S NAME	CATEGORY	PH QUOTA	AGG. PER.	Ist BAMS (%)	IInd BAMS (%)	IIIrd BAMS (%)	Print Application	Document's Upload
1	M.O UNDER DIRECTOR OF AYUSH	2018100001	PATIL SAGAR N	NONE	N	82.50	80.00	90.00	80.00	<input type="button" value="Application Print"/>	<input type="button" value="No"/>

Fig. 9



[Home](#) [Document's Upload](#)

Online Application No : 2018100001

Applicant Name : PATIL SAGAR N MANGAL

Sr. No.	Document Name	* File Type	Browse File	Click to the Upload	FileSize
1	Online downloaded application form Competent Authority, Maharashtra	Y .pdf	<input type="button" value="Choose File"/> No file chosen	<input type="button" value="Upload"/>	2MB <input type="button" value="View"/>
2	Any Photo ID proof (Aadhar Card/Driving Licence, Pan Card, Pass port)	Y .jpg	<input type="button" value="Choose File"/> No file chosen	<input type="button" value="Upload"/>	120KB <input type="button" value="View"/>
3	Copy of downloaded AIA PGET (Hom) -2018 Statement of Mark	Y .pdf	<input type="button" value="Choose File"/> No file chosen	<input type="button" value="Upload"/>	2MB <input type="button" value="View"/>
4	Nationality Certificate / Valid Passport or HSC School Leaving Certificate	Y .jpg	<input type="button" value="Choose File"/> No file chosen	<input type="button" value="Upload"/>	120KB <input type="button" value="View"/>
5	SSC passing Certificate / Valid Passport (age)	Y .jpg	<input type="button" value="Choose File"/> No file chosen	<input type="button" value="Upload"/>	120KB <input type="button" value="View"/>
6	BAMS Mark sheets (All Exams I, II, III, IV)	Y .pdf	<input type="button" value="Choose File"/> No file chosen	<input type="button" value="Upload"/>	2MB <input type="button" value="View"/>
7	Internship Completion Certificate	Y .jpg	<input type="button" value="Choose File"/> No file chosen	<input type="button" value="Upload"/>	120KB <input type="button" value="View"/>
8	BAMS degree / passing Certificate	Y .jpg	<input type="button" value="Choose File"/> No file chosen	<input type="button" value="Upload"/>	120KB <input type="button" value="View"/>
9	Permanent Registration MCIM	Y .jpg	<input type="button" value="Choose File"/> No file chosen	<input type="button" value="Upload"/>	120KB <input type="button" value="View"/>
10	Attempt Certificates of all BAMS exams	Y .jpg	<input type="button" value="Choose File"/> No file chosen	<input type="button" value="Upload"/>	120KB <input type="button" value="View"/>
11	Medical Fitness Certificate	Y .jpg	<input type="button" value="Choose File"/> No file chosen	<input type="button" value="Upload"/>	120KB <input type="button" value="View"/>
12	No Objection Certificate - in case of In-service candidates	Y .pdf	<input type="button" value="Choose File"/> No file chosen	<input type="button" value="Upload"/>	2MB <input type="button" value="View"/>
13	Deputation Letter - in case of In-service candidates.	Y .pdf	<input type="button" value="Choose File"/> No file chosen	<input type="button" value="Upload"/>	2MB <input type="button" value="View"/>

Y indicates Mandatory Documents

File Type of Document

View Document

Size of Document

* Indicates Mandatory

Note : If Jain Jain Minority (Any One are Mandatory)

-The person belonging to Jain minority have produced School leaving certificate stating that Candidates belongs to Jain and / or
-Certificate from Religious place (Temple) that they belongs to Jain Minority

Fig 10

The Candidate should visit this website for recent, up to date Notifications regarding AIA-PGET 2018.